

The Thumb is the Secret: The Mysteries of Cello Technique Revealed

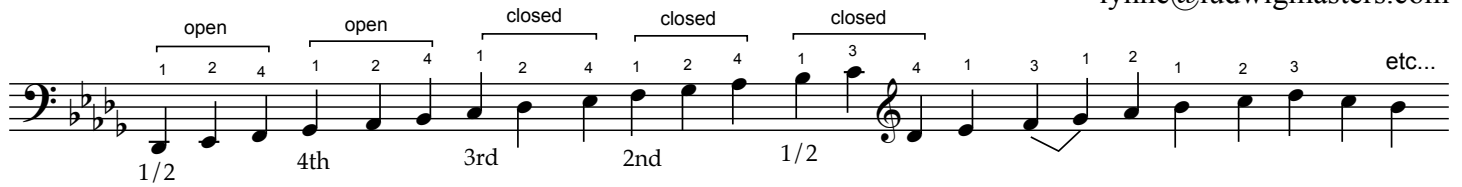
1. Avoiding tension
 - a. Through correct terminology
 - b. Correct instrument positioning
2. A review of the bow hold
3. A review of basic left hand position
 - a. Finding 4th position
 - b. Open and closed positions
 - c. Finding 3rd position
 - d. Executing the perfect extension - the extension elephant
 - e. Shifting using geographical points, finger replacement
4. Thumb position
 - a. Reading tenor clef



5. 3-octave major scales in any key (except C major)
6. The wonderful world of cello ensemble literature
 - a. Please come to the LudwigMasters booth and email yourself a complete listing of our cello ensemble literature.
 - b. How to pick appropriate literature for your cellists
 - c. How to assess technical level
7. Questions


3 Octave Cello Scales - Major Keys

The Thumb is the Secret
Lynne Latham, Presenter
lynne@ludwigmasters.com




1 2 4 1 2 4 1 2 4 1 2 4 1 3 4 1 3 1 2 1 2 3 etc...

1/2 4th 3rd 2nd 1/2




1 2 4 1 2 4 1 2 4 1 2 4 1 3 4 1 3 1 2 1 2 3 etc...

1st 4th 3rd 2nd 1st




1 1 1 1 1 1 3 4 1 2 1 1 etc...

2nd 1/2 4th 3rd 2nd




1 1 1 1 1 1 3 4 1 2 1 1 etc...

2nd 1st 4th 3rd 2nd




1 1 1 1 1 1 3 4 1 1 1 1 etc...

3rd 2nd 1st 4th 3rd



1 1 1 1 1 1 3 4 1 1 1 1 etc...

3rd 2nd 1st 4th 3rd



1 1 1 1 1 1 3 4 1 1 1 1 etc...

4th 3rd 2nd 1st 4th

This is where the finger pattern changes slightly



1 1 1 1 1 1 2 3 1 1 1 1 etc...

1/2 4th 3rd 2nd (5th)



1 1 1 1 1 1 2 3 1 1 1 1 etc...

1st 4th 3rd 2nd (5th)



1 1 1 1 1 1 2 3 1 1 1 1 etc...

2nd 1/2 4th 3rd (6th)



1 1 1 1 1 1 2 3 1 1 1 1 etc...

2nd 1st 4th 3rd (6th)