

Bucket Ensemble: How to Play and Teach Junkyard Percussion

David Birrow

The Midwest Clinic 2015 - Chicago, IL

www.TheBucketBook.com Email: David@TheBucketBook.com

Thesis: Quality music organized in a logical format allows for maximal music learning

Benefits/Dangers:

- Perceived Benefits: Engaging, Accessible, Cool Factor
- True Benefits: Steady Beat, Rhythm Vocabulary, Ensemble Performance, Movement

Lesson Plan Format:

Beginning Activity	2 minutes	Designed to increase comfort with sticks
Echo Activity	30 seconds	Designed to teach a specific physical/musical challenge
Technique Exercises	1 minute	Designed to sequentially build physical technique and ensemble skills
Modes	10+ minutes	Designed to teach music

Lesson Plan 1 15-20 minutes

- **Beginning Activity**
 - How to hold sticks: 'Pinch, Wiggle, Wave'
 - Stick Mirror: Both Teacher-Student and Student-Student
 - **Echo Activity**
 - Floor, Leg, Chair: One Stick
 - **Technique Exercises**
 - 8 on a hand: w/ variations
 - **Modes**
 - *One Bucket Groove*
 - Partner Sequence
 - Theme and Variations: Student and Teacher created
 - Improvisation: Fills/Partners/Solo
 - *Movement Groove*
 - Basic Groove
 - Partner Composition: Keep parameters simple
-




Lesson Plan 2 15-20 minutes

- **Beginning Activity**
 - Zip Sticks: increases accuracy and precision
 - **Echo Activity**
 - Isolate Stickings to increase technique: Right, Left, Both, and Alternate
 - **Technique Exercises**
 - Single Stroke Roll: Possible variations: dynamic, meter, timbre,
 - **Mode**
 - *Unison*: Teach like a song
 - Have students listen and move to it many times before they actually play it
 - *Group Groove*: Teach like a choral piece
 - Don't devolve into jamming...unless that's what you want...instead use form to foster sequential thinking
 - Chamber music technique can help to focus large ensemble playing
 - Solo instruments and different orchestrations
-


How to Get Started

1. Get instruments
2. Use the two lesson plans in this handout
3. Get more help at www.TheBucketBook.com/blog

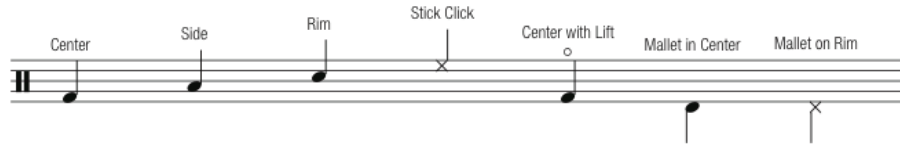
Some Musical Examples Used in Today's Clinic

<p>One Bucket Groove:</p> 	<p>Movement Groove:</p> 	<p>Group Groove:</p> 
--	--	--

Unison:



Bucket Notation Legend



Thank You to the following for making today's presentation possible:

<p style="text-align: center;">MacPhail CENTER FOR MUSIC</p> <p>A community music school serving over 14,000 students a year spanning the entire life span. Also offering online group/private lessons. More at www.MacPhail.org</p>	<p style="text-align: center;">Innovative Percussion Inc.</p> <p>Makers of the finest sticks and mallets available.</p>
---	--

	<p>Alfred Music LEARN • TEACH • PLAY</p>
---	---