



## EDUCATING TODAY'S VERSATILE PERCUSSIONIST

**“IT’S ALL ABOUT THE BASICS”**

website: [timadamsmusic.com](http://timadamsmusic.com)  
email: [tim@timadamsmusic.com](mailto:tim@timadamsmusic.com)

412-638-0521

**pro·mark**  
*The World's Finest Sticks™*




# Zildjian Pearl.


The best reason to play drums.

## Tambourine

Tambourine Position: Head, shell, and jingles should speak together.



Unclear




Correct

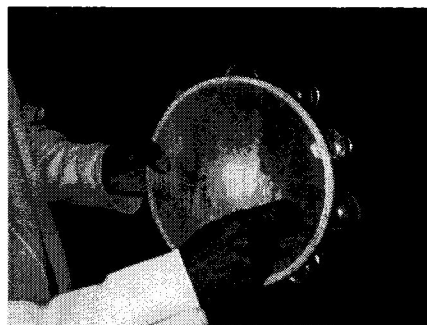


Late

Striking Positions:



General Playing: *mf* – *ff*



Soft Playing: *mp* – *ppp*



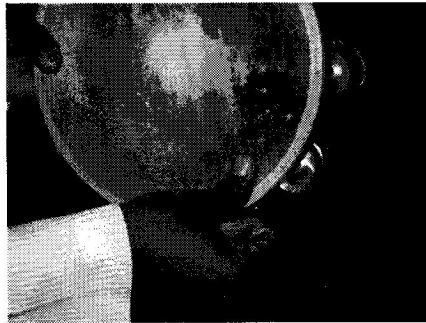
For rhythmic passages from *mp* – *ppp*

Tambourine (cont.)

Finger Rolls: *ppp - f*



Third finger



Thumb

Shake Rolls: Three types

1. Double bounce roll
2. Triple bounce roll
3. Multiple bounce roll

Knee – hand or Knee – fist Technique



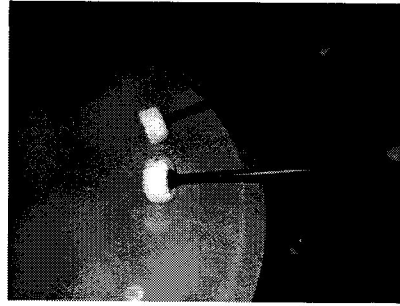
Fast rhythmic passages from *mf - fff*

## Timpani

### Playing Positions:

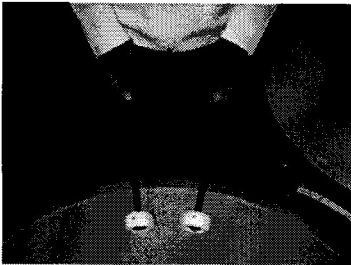


Thin sound, too close to rim  
**NOT DESIRABLE**

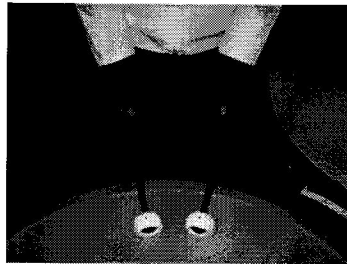


Three inches from lip.  
Creates warm, rich sound  
**MOST DESIRABLE**


### Grips:



French



German




General Playing




Rhythmic Playing

## Triangle Playing and Roll Positions

### Striking Positions:




Perpendicular strike  
-Creates a single tone



45 degree angle strike  
-Creates multiple overtones: Most Desirable sound.


### Rhythmic Passage Positions: *pp - fff*



Always produce an elegant and expressive sound on the triangle. Never a dry and abrasive tone.

## Bass Drum


Roll Positions: *ppp - fff*



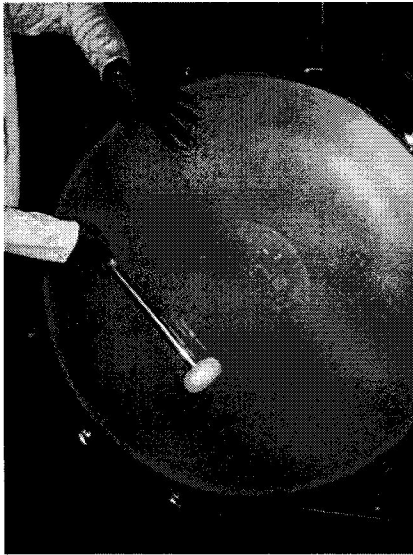
**Matched Grip Vertical**



**Traditional Grip**



**Matched Grip Horizontal**



**Correct Playing Position**

Muffling:

1. Left hand on playing side of head
2. Right leg on playing side of head
3. Left hand and right leg on playing side of head
4. Left hand on opposite playing side and right leg on playing side
5. Towel attached to rim with triangle clip

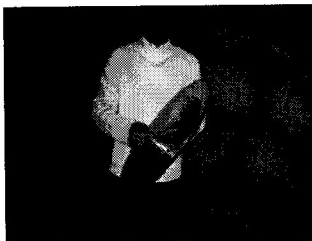
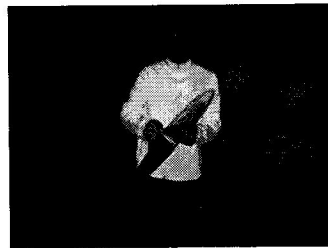
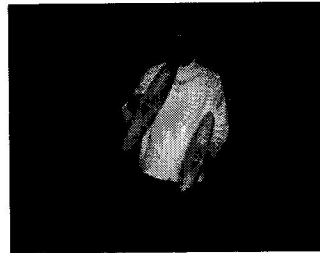


# Zildjian Pearl.

The best reason to play drums.


## Cymbals

Locomotive colliding crash

Reverse Circle



Muffling



**pro·mark**  
The World's Finest Sticks™



# Zildjian

# Pearl.


The best reason to play drums.

## Snare Drum Playing Positions

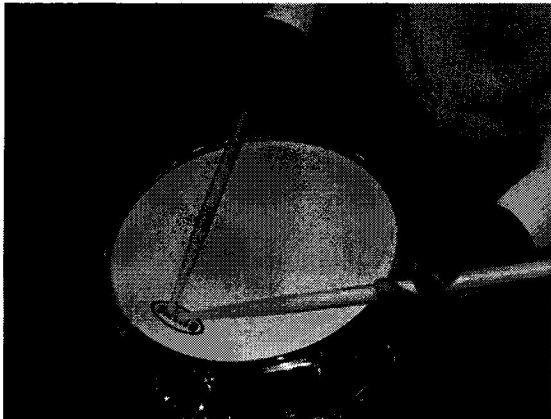
## Xylophone Hand Position



General Playing *mf - fff*



Choking up on xylophone mallets will produce a thin sound. NOT DESIRABLE



Soft Playing *mp - ppp*



Holding the mallets in a regular grip position produces a rich, warm sound on ALL mallet instruments.

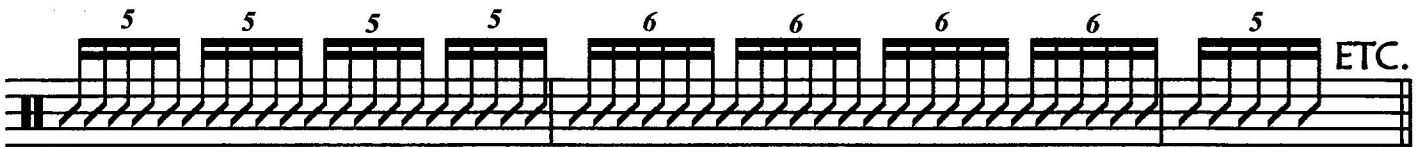
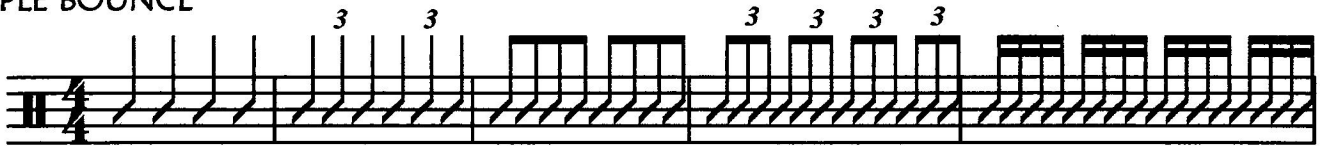
**pro.mark**  
*The World's Finest Sticks™*





# SNAREDRUM ROLLS

## TRIPLE BOUNCE



## DOUBLE BOUNCE




## MULTIPLE BOUNCE

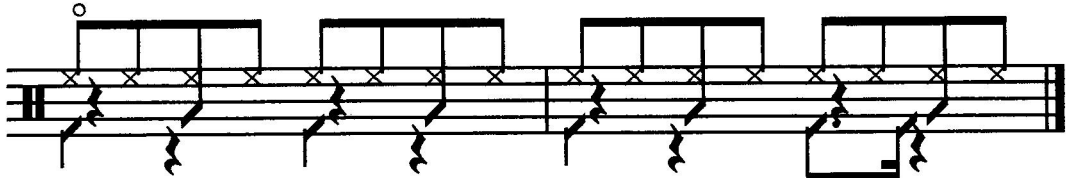


**DRUMSET**

FUNK



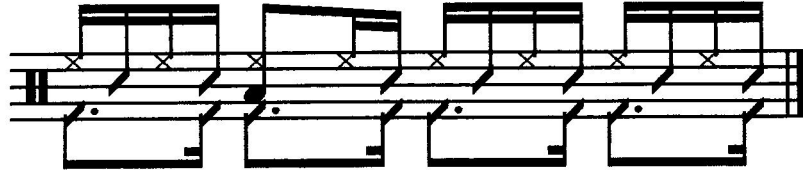
ROCK



AFRO-CUBAN



SAMBA



SONGO




NEW ORLEANS



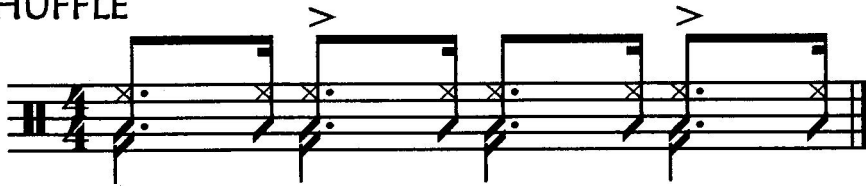
# Zildjian Pearl.

The best reason to play drums.


## SWING



## SHUFFLE



## 2-BEAT



## BOSSA NOVA

